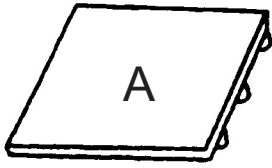
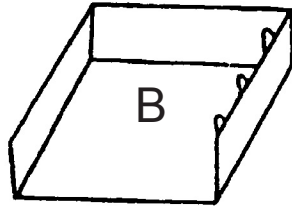


U-DS90W Creation Station Drawer Assembly Instructions

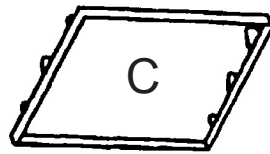
Drawer Parts & Quantity



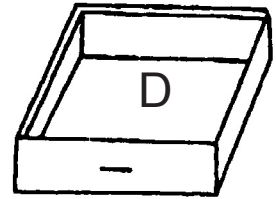
Top - 1 Piece



Inside Section - 3 Pieces


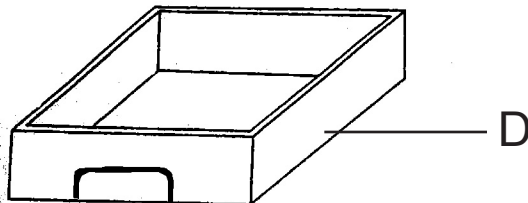
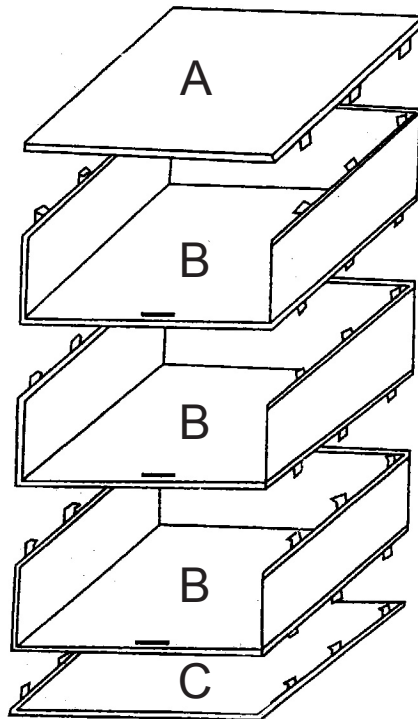


Bottom - 1 Piece



Drawers - 3 Pieces

Assemble your drawers by taking the bottom piece [C] and snapping into place - by lining up the tabs with the grooves in the outside edge of each sectional piece [B]. Repeat with all [3] section pieces [B]. Complete Drawer bank by snapping into place the Top piece [A] into the top section of part [B]. Finish by sliding the [3] Drawers into the drawer bank assembly.



After proper assembly the drawers should look like the above illustration.

IMPORTANT

If you have difficulty assembling your U-DS90W Drawers or need customer service assistance.

Please call: Martin Universal Design, Inc. Customer Service Hot Line at 1-313-895-0700.

If you need additional parts, it is not necessary to contact your dealer, our Customer Service Rep. will forward them to you immediately.

MARTIN
Universal Design, Inc.

4444 Lawton Avenue, Detroit, MI 48208 USA • Tel:(313)895-0700/Fax:(313)895-0709
Email: Custservmud@aol.com • visit us at www.MartinUniversalDesign.com